



Event: Feedback Survey

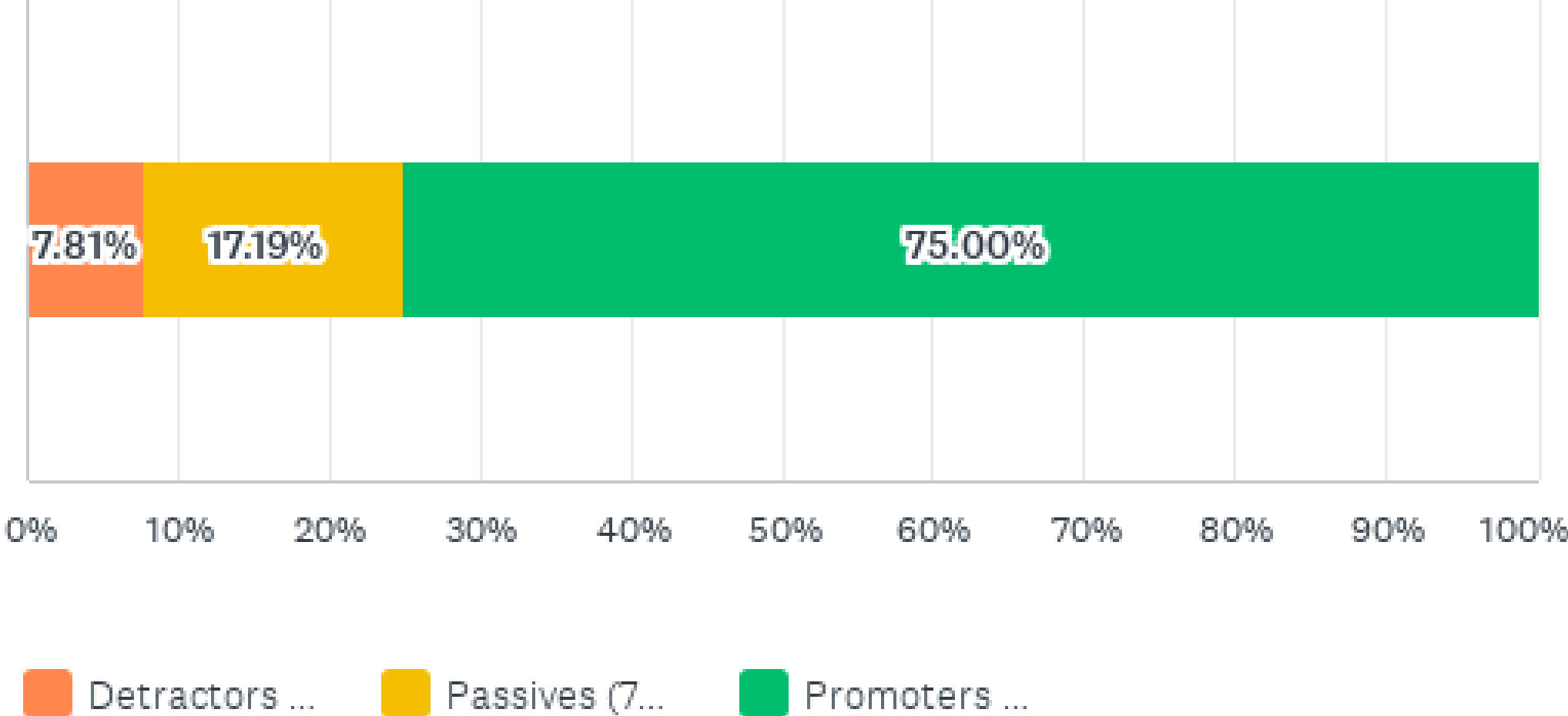
By Aniko Papp, MICDA coordinator and JunkFest co-organiser - using Survey Monkey.

Survey duration: Saturday 4 to Sunday 12 October 2025.

Survey responses: 64

Reported: Monday 13 October 2025

Q1 How likely is it that you would recommend the event to a friend or colleague?



64 responses

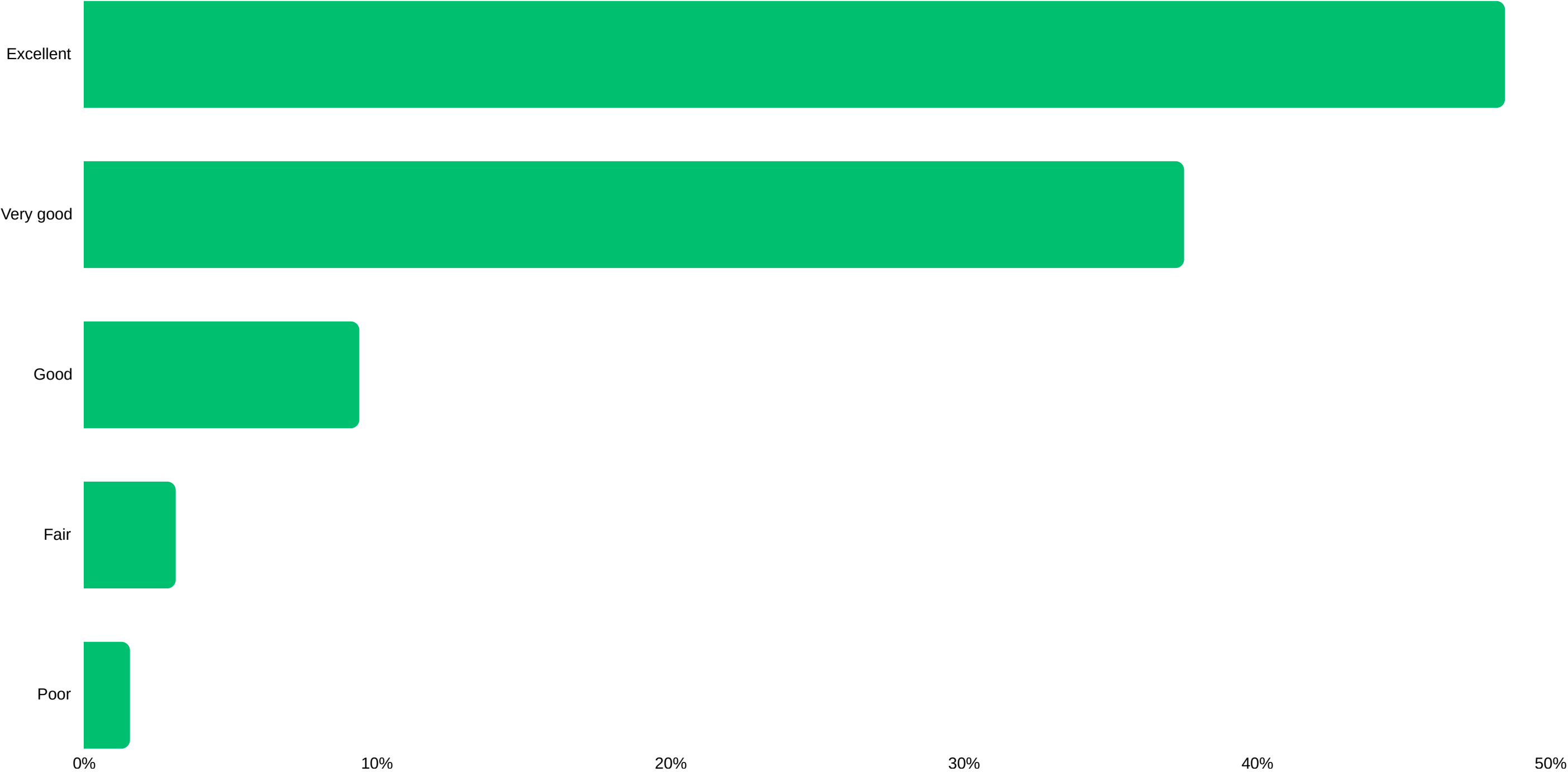
Q2: Overall, how would you rate the event?

Answered: 64 Skipped: 0

ANSWER CHOICES	RESPONSES	
Excellent	48.44%	31
Very good	37.50%	24
Good	9.38%	6
Fair	3.12%	2
Poor	1.56%	1
TOTAL		64

Q2: Overall, how would you rate the event?

Answered: 64 Skipped: 0



Q3 What did you like about the event?

Excellent zero waste displays artworks stalls friendly creativity ages way exhibits **focused** sustainable **good** entertainment
people Brought **fun** event **music** junk **Community** artists **art** recycling **variety** fact
well artistic **great** vibe **everyone** together **entries** activities **interesting** many Location coming together different creative

- Free, Venue. Quality of entries. Organisers very approachable. Excellent effort for a first show and hope it continues.
- The creative reuse of junk brought reuse and recycling to the front of people's minds
- Excellent prizes for art comp (attracted a high calibre of entries), reusable kitchenware, thoughtful presentations and workshops
- Clever artists using junk and turning into clever art
- It's a local initiative. The fact that every aspect was recycled or arranged in a sustainable way
- It drew all ages together. Venue, variety, philosophy and very friendly people.

Q 3 continued: What did you like about the event: more!

- The atmosphere was cheerful and it was a joy to see people enjoying the different activities, the artwork and creative offerings.
- A real community effort. That it was on Maggie - the artistic Island
- The variety of stalls and activities, information available, incredible artworks, the excellent music, the reusable cups and dishes.
- Eco-Friendly, totally zero waste, inclusive of all ages, genders and cultural backgrounds.
- Community coming together and celebrating and learning about reusing and recycling. The dancing was awesome! 🌟😊
- They let all ages join in. Putting focus on recycling and sustainability.
- Beautiful artworks. Keep it on every year.
- The fashion event and how much fun it was and the art pieces.
- Community spirit vibe and talent. The diversity and number of community members that came together to participate and view.


Q4 What did you dislike about the event?

needs inside food shade Nothing missed good

- I wished there was more seating to be able to sit down and hang out for a little while. Some grass games like petonk or hoops would be fun too!
- It was a bit too hot.
- Thought that it should have been the whole weekend.
- Needs more shade/trees in the area near the food (inside walls).
- No shade on the dance floor in the middle of the day.
- The music is too good, the artworks are too decent, the people are too nice, so.. can't dislike it.

Q5: Did the event feel welcoming to people of all ages, backgrounds, and abilities?

Answered: 64 Skipped: 0



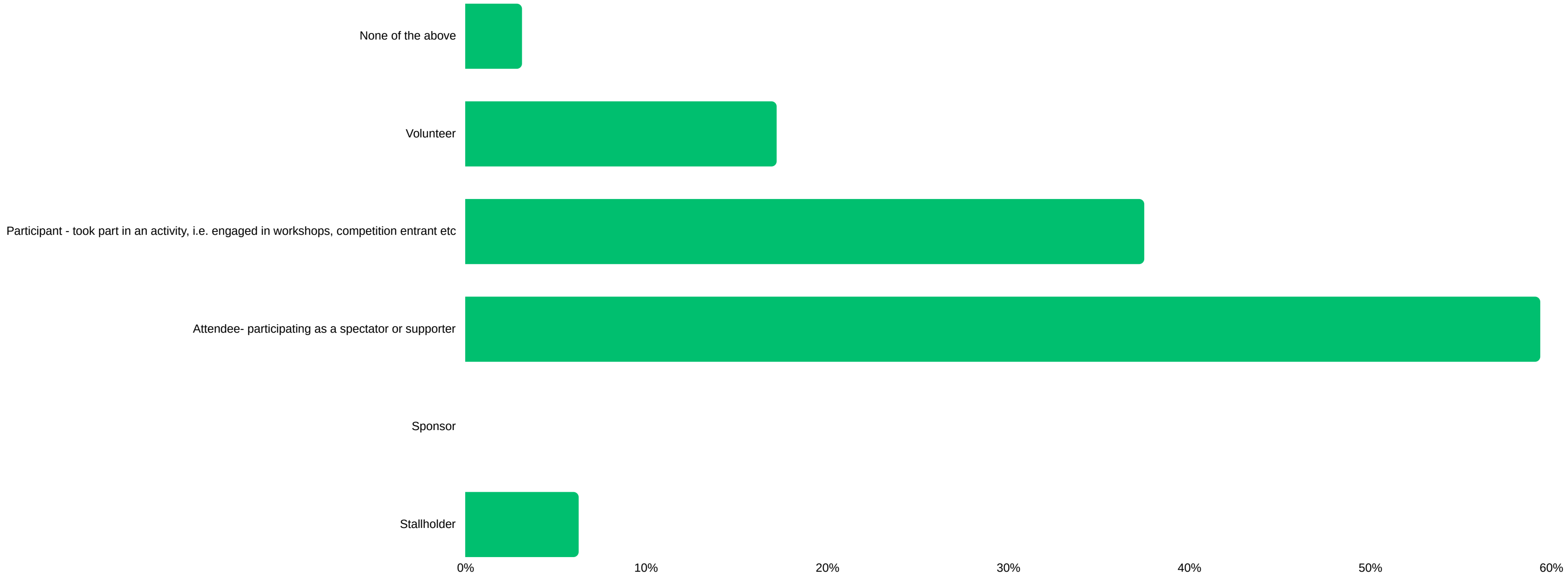
Q5: Did the event feel welcoming to people of all ages, backgrounds, and abilities?

Answered: 64 Skipped: 0

ANSWER CHOICES	RESPONSES	
Yes	96.88%	62
No	0.00%	0
Not sure	3.12%	2
TOTAL		64

Q6: What was your role in the event? You can choose more than one answer.

Answered: 64 Skipped: 0



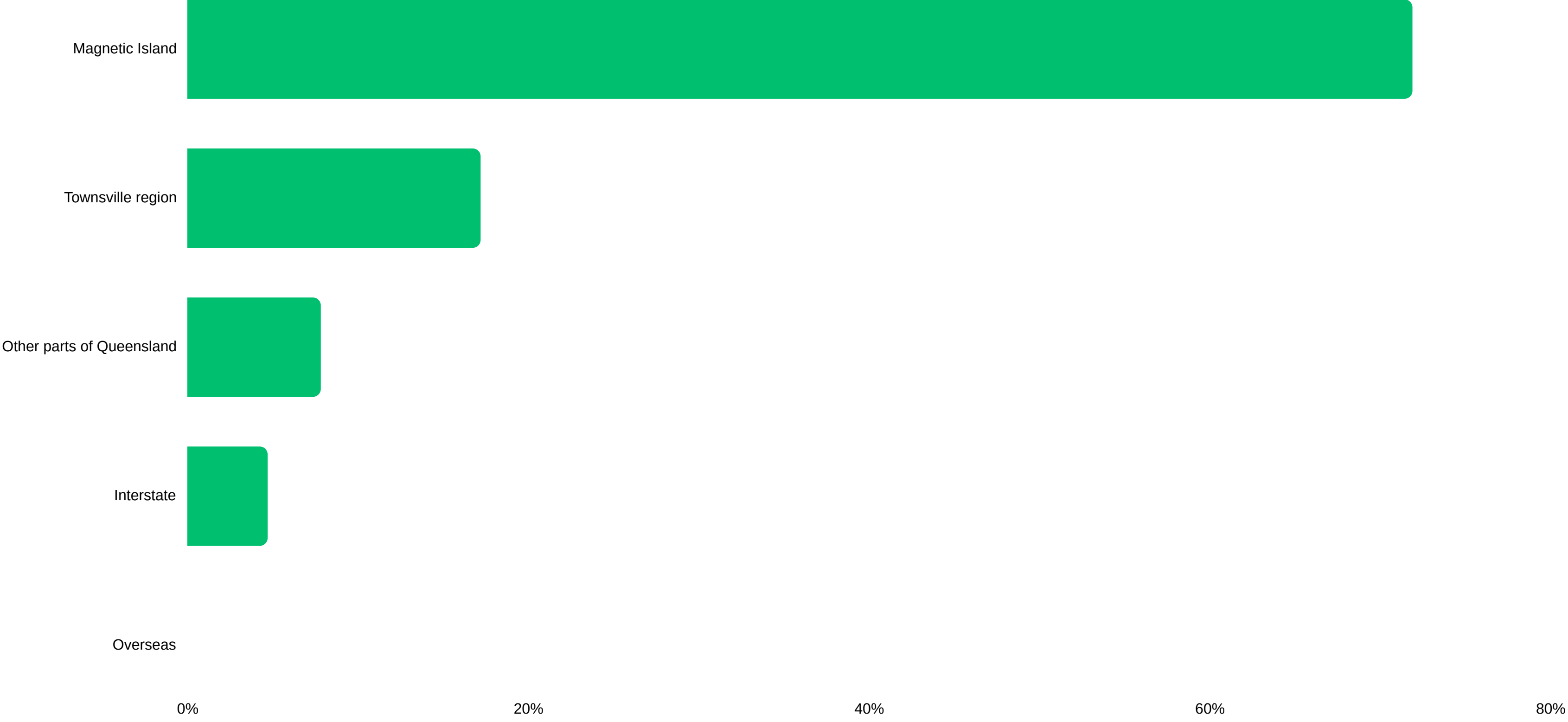
Q6: What was your role in the event? You can choose more than one answer.

Answered: 64 Skipped: 0

ANSWER CHOICES	RESPONSES	
None of the above	3.12%	2
Volunteer	17.19%	11
Participant - took part in an activity, i.e. engaged in workshops, competition entrant etc	37.50%	24
Attendee- participating as a spectator or supporter	59.38%	38
Sponsor	0.00%	0
Stallholder	6.25%	4
TOTAL		79

Q7: Where do you normally live?

Answered: 64 Skipped: 0



Q7: Where do you normally live?

Answered: 64 Skipped: 0

ANSWER CHOICES	RESPONSES	
Magnetic Island	71.88%	46
Townsville region	17.19%	11
Other parts of Queensland	7.81%	5
Interstate	4.69%	3
Overseas	0.00%	0
TOTAL		65

Q8: Which of the following best describes your time on Magnetic Island on the day that you attended JunkFest?

Answered: 64 Skipped: 0



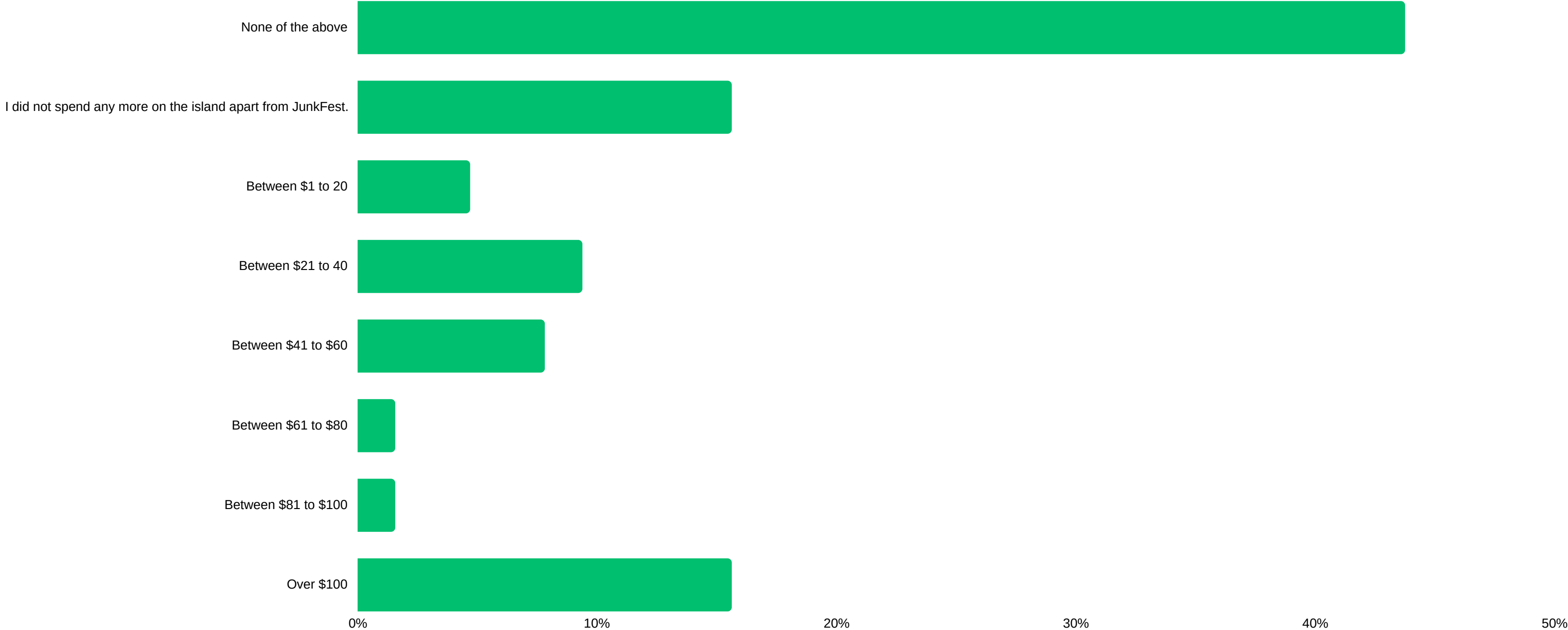
Q8: Which of the following best describes your time on Magnetic Island on the day that you attended JunkFest?

Answered: 64 Skipped: 0

ANSWER CHOICES	RESPONSES	
I am a Magnetic Island resident	73.44%	47
I was already on Magnetic Island as a visitor	10.94%	7
I travelled to Magnetic Island primarily for JunkFest	17.19%	11
TOTAL		65

Q9: If you are a visitor to Magnetic Island, can you estimate how much you have spent or will spend during your time on the island, on food, accommodation, transport on the island (excluding JunkFest)

Answered: 64 Skipped: 0



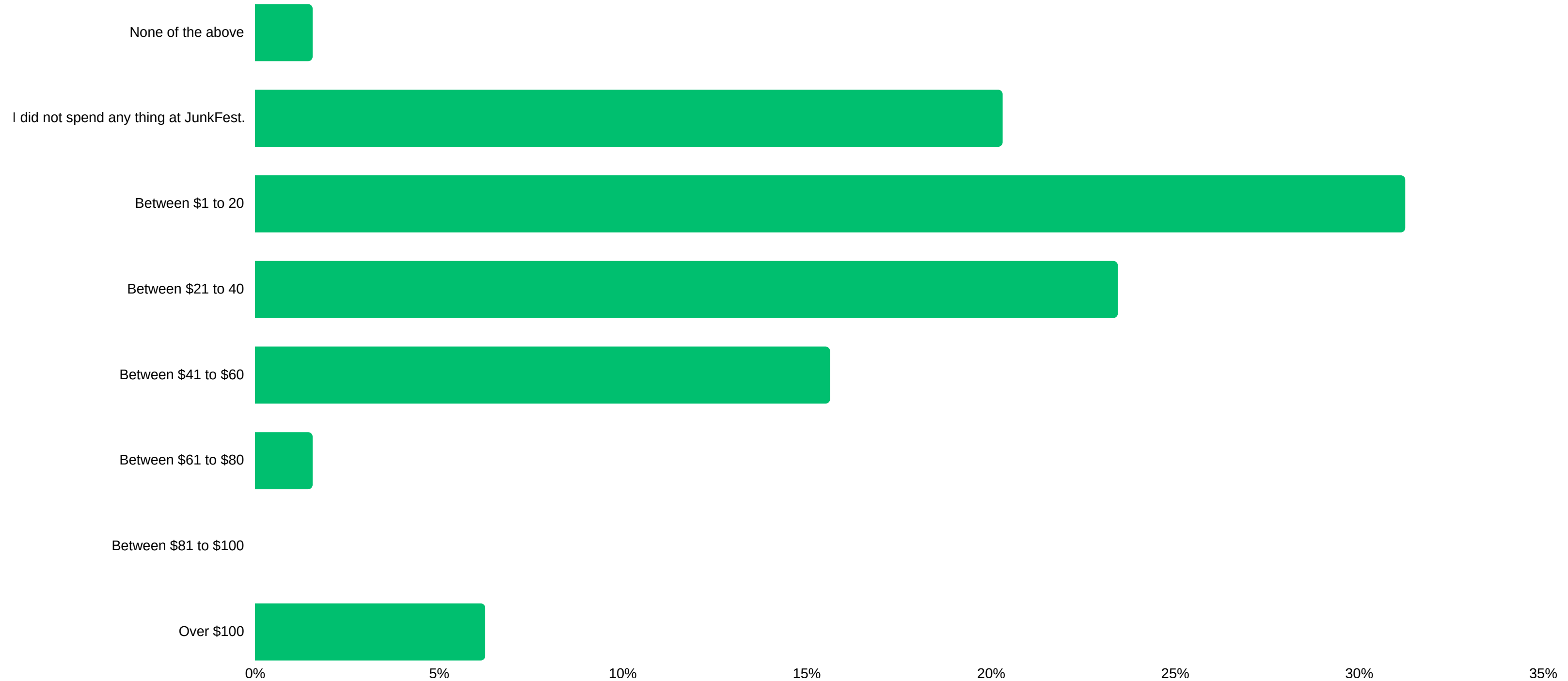
Q9: If you are a visitor to Magnetic Island, can you estimate how much you have spent or will spend during your time on the island, on food, accommodation, transport on the island (excluding JunkFest)

Answered: 64 Skipped: 0

ANSWER CHOICES	RESPONSES	
None of the above	43.75%	28
I did not spend any more on the island apart from JunkFest.	15.62%	10
Between \$1 to 20	4.69%	3
Between \$21 to 40	9.38%	6
Between \$41 to \$60	7.81%	5
Between \$61 to \$80	1.56%	1
Between \$81 to \$100	1.56%	1
Over \$100	15.62%	10
TOTAL		64

Q10: Could you please estimate how much you have spent or will spend at JunkFest today?

Answered: 64 Skipped: 0



Q10: Could you please estimate how much you have spent or will spend at JunkFest today?

Answered: 64 Skipped: 0

ANSWER CHOICES	RESPONSES	
None of the above	1.56%	1
I did not spend any thing at JunkFest.	20.31%	13
Between \$1 to 20	31.25%	20
Between \$21 to 40	23.44%	15
Between \$41 to \$60	15.62%	10
Between \$61 to \$80	1.56%	1
Between \$81 to \$100	0.00%	0
Over \$100	6.25%	4
TOTAL		64

Q11: What are your thoughts around the waste reduction/circular economy actions at JunkFest, such as the wash station, the water refill station and/or the food waste conversion process?

Answered: 64 Skipped: 0

None of the above

Strongly approve

Approve

Disapprove

Strongly disapprove

What action (if any) did you approve or disapprove of and why ?

0%

20%

40%

60%

80%



Q11: What are your thoughts around the waste reduction/circular economy actions at JunkFest, such as the wash station, the water refill station and/or the food waste conversion process ?

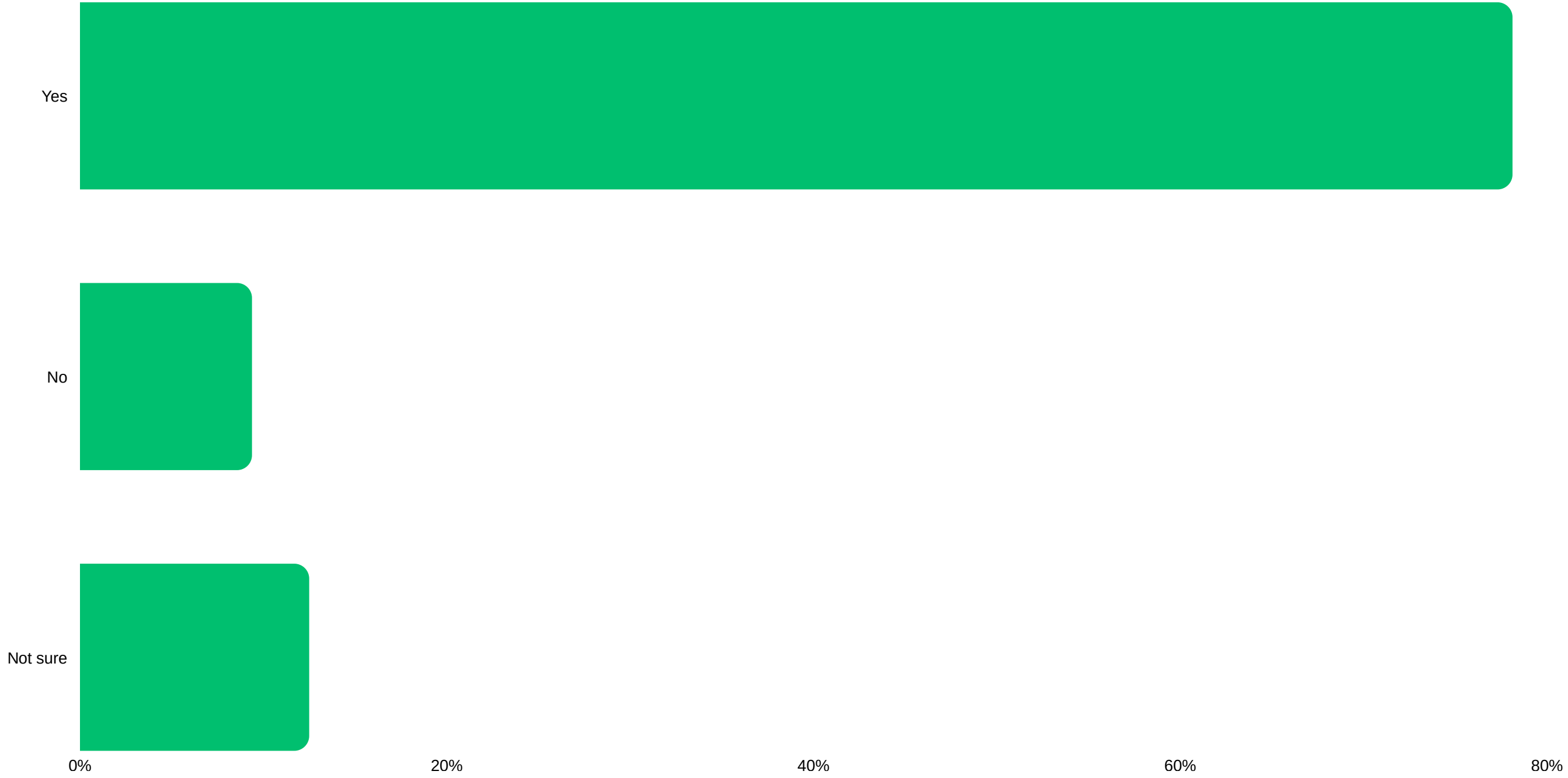
Answered: 64 Skipped: 0

ANSWER CHOICES	RESPONSES	
None of the above	0.00%	0
Strongly approve	76.56%	49
Approve	23.44%	15
Disapprove	0.00%	0
Strongly disapprove	0.00%	0
What action (if any) did you approve or disapprove of and why?	14.06%	9
TOTAL		73

- I think the food waste conversion should be at the waste transfer station.
- The reusable plates, cups and crockery were a great contributor to the reduced waste.
- Loved the zero waste target and being able to show that it is possible to be a zero waste function.
- The water was cold and we got reuseable cups than gave them back.

Q12: Did this event help you learn more about arts and recreation events or activities on Magnetic Island or Townsville?

Answered: 64 Skipped: 0




Q12: Did this event help you learn more about arts and recreation events or activities on Magnetic Island or Townsville?

Answered: 64 Skipped: 0

ANSWER CHOICES	RESPONSES	
Yes	78.12%	50
No	9.38%	6
Not sure	12.50%	8
TOTAL		64

Q13: Did this event encourage you to try a new community activity?

Answered: 64 Skipped: 0



Q13: Did this event encourage you to try a new community activity?

Answered: 64 Skipped: 0

ANSWER CHOICES	RESPONSES	
Yes	70.31%	45
No	14.06%	9
Not Sure	15.62%	10
TOTAL		64

Q14: Did you feel more connected to the Magnetic Island or Townsville community after attending this event?

Answered: 64 Skipped: 0



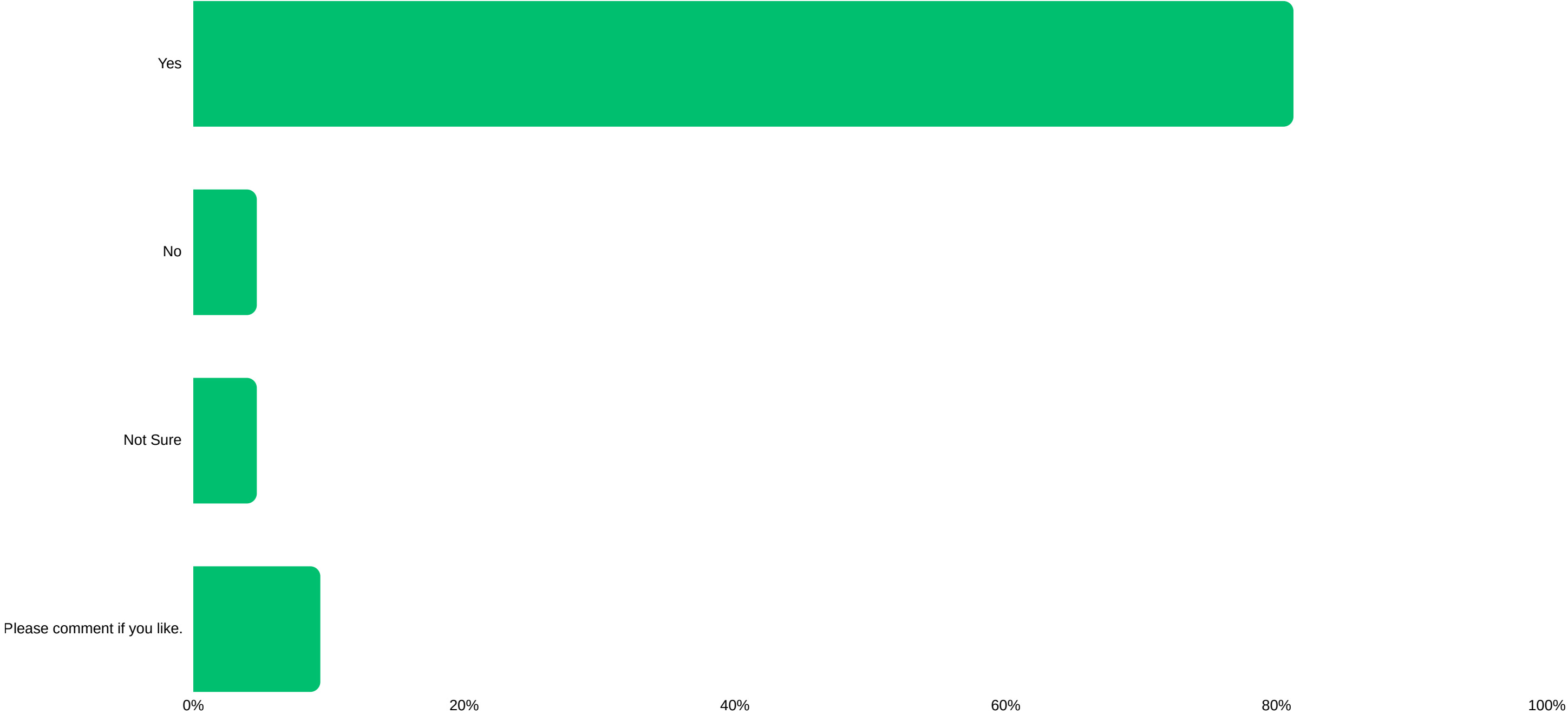
Q14: Did you feel more connected to the Magnetic Island or Townsville community after attending this event?

Answered: 64 Skipped: 0

ANSWER CHOICES	RESPONSES	
Yes	85.94%	55
No	4.69%	3
Not Sure	9.38%	6
TOTAL		64

Q15: Do you feel JunkFest helped contribute to making Townsville a more liveable, inclusive, and vibrant place?

Answered: 64 Skipped: 0



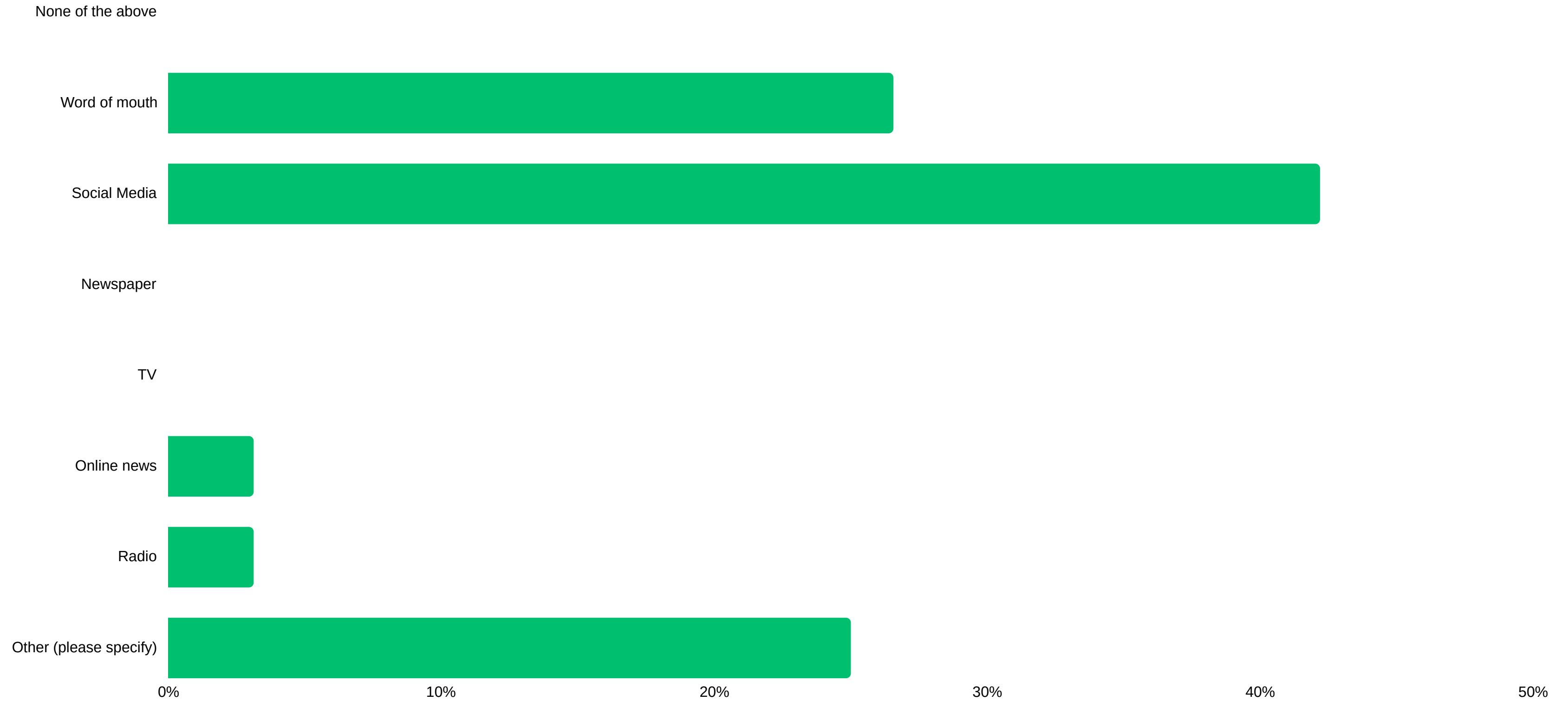
Q15: Do you feel JunkFest helped contribute to making Townsville a more liveable, inclusive, and vibrant place?

Answered: 64 Skipped: 0

ANSWER CHOICES	RESPONSES	
Yes	81.25%	52
No	4.69%	3
Not Sure	4.69%	3
Please comment if you like.	9.38%	6
TOTAL		64

Q16: How did you first hear about JunkFest?

Answered: 64 Skipped: 0



Q16: How did you first hear about JunkFest?

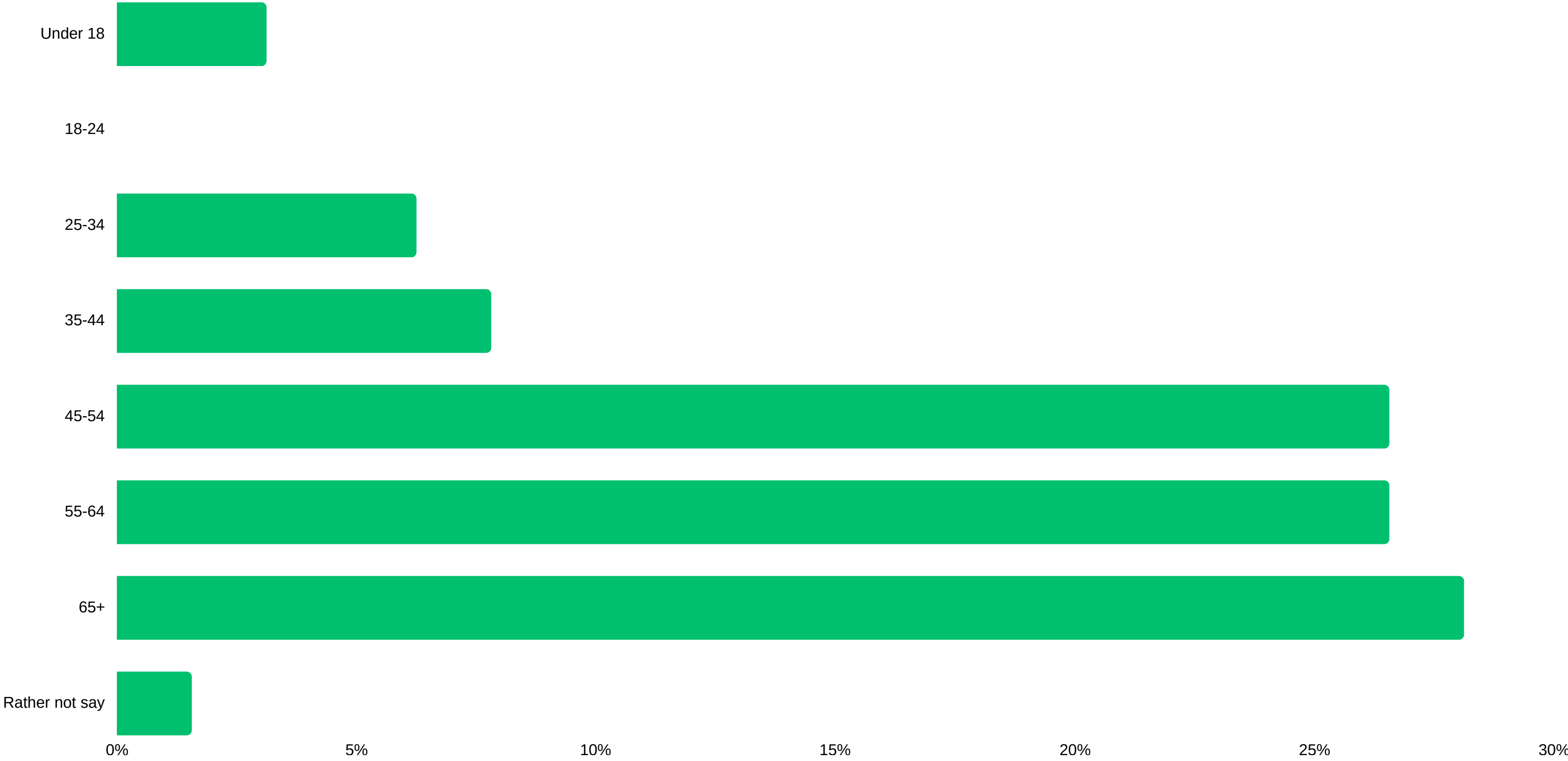
Answered: 64 Skipped: 0

ANSWER CHOICES	RESPONSES	
None of the above	0.00%	0
Word of mouth	26.56%	17
Social Media	42.19%	27
Newspaper	0.00%	0
TV	0.00%	0
Online news	3.12%	2
Radio	3.12%	2
Other (please specify)	25.00%	16
TOTAL		64

- Posters in town, signs, flyers.

Q18: Are you

Answered: 64 Skipped: 0



Q18: Are you

Answered: 64 Skipped: 0

ANSWER CHOICES	RESPONSES	
Under 18	3.12%	2
18-24	0.00%	0
25-34	6.25%	4
35-44	7.81%	5
45-54	26.56%	17
55-64	26.56%	17
65+	28.12%	18
Rather not say	1.56%	1
TOTAL		64